


PREMIER LEASING & FINANCE LIMITED AND ITS SUBSIDIARY
 Consolidated Balance Sheet (Un-audited)
 As at June 30, 2016

PROPERTY AND ASSETS	Jun-16 Taka	Dec-15 Taka
Cash	100,836,315	219,246,166
In hand (including foreign currencies)	2,279,995	675,458
Balance with Bangladesh Bank and its agent bank (8) (including foreign currencies)	98,556,320	218,570,708
Balance with banks and other financial institutions	330,574,734	456,029,538
In Bangladesh	330,574,734	456,029,538
Outside Bangladesh	-	-
Money at call and short notice	202,269,470	166,370,339
Investments	202,269,470	166,370,339
Government	-	-
Others	202,269,470	166,370,339
Leases, loans and advances	14,428,342,407	12,592,204,849
Lease receivable	2,320,953,288	2,294,012,013
Loans, cash credits, overdrafts, etc.	12,107,389,119	10,298,192,836
Bills purchased and discounted	-	-
Fixed assets including premises, furniture and fixtures	205,271,722	208,698,309
Other assets	2,620,548,905	2,580,593,272
Non - financial institutional assets	17,887,843,553	16,223,142,473
Total assets	17,887,843,553	16,223,142,473
LIABILITIES AND CAPITAL		
Liabilities		
Borrowing from banks, other financial institutions and agents	5,927,910,632	4,783,240,317
Deposits and other accounts	9,209,202,432	8,987,649,787
Current deposits	-	-
Bills payable	-	-
Savings bank deposits	-	-
Term deposits	9,100,151,745	8,925,035,653
Bearer certificates of deposit	-	-
Other deposits	109,050,687	62,614,134
Other liabilities	1,376,402,576	1,120,385,671
Total liabilities	16,513,515,640	14,891,275,775
Capital / Shareholders' equity	1,345,459,239	1,305,742,723
Paid-up capital	1,148,545,681	1,093,949,220
Statutory reserve	155,785,778	147,878,999
Dividend	-	-
Retained earnings	41,025,781	63,914,504
Non-controlling interest	28,868,674	26,123,975
Total Equity	1,374,327,913	1,331,866,698
Total liabilities and Shareholders' equity	17,887,843,553	16,223,142,473
Net asset value per share (Re-stated)	11.71	11.37


 (Syed Monir Hossain)
 AVP & CFO (CC)


 (Subash Chandra Moulick FCS)
 SVP & Company Secretary


 (Abdul Hamid Mia)
 Managing Director


 (Engr. A. Z. M. Akramul Haq)
 Director



 (Dr. Mizanur Rahman Shelley)
 Chairman


Premier Leasing and Finance Limited and its Subsidiary

Consolidated Profit & Loss Account (Un-audited)


For the half year ended June 30, 2016

	Half year ended		Quarter ended	
	Jan-June 2016 Taka	Jan-June 2015 Taka	April-June 2016 Taka	April-June 2015 Taka
OPERATING INCOME				
Interest income	778,661,367	489,865,264	434,804,058	256,341,896
Interest paid on deposits, borrowings, etc.	(579,437,127)	(360,665,545)	(308,360,335)	(203,215,804)
Net interest income	199,223,940	129,199,719	126,443,723	53,126,092
Investment income	15,171,629	8,366,964	10,693,761	7,900,517
Commission, exchange and brokerage	10,023,699	11,508,808	3,973,641	7,290,094
Other operating income	24,823,704	8,449,696	13,226,935	4,943,368
Total operating income (A)	249,242,972	157,525,187	154,338,060	73,260,071
OPERATING EXPENSES				
Salaries and allowances	36,922,052	27,342,186	21,835,744	14,224,435
Rent, taxes, insurance, electricity, etc.	8,165,234	7,312,162	4,414,625	4,265,720
Legal expenses	308,340	317,940	211,105	135,340
Postage, stamps, telecommunication, etc.	2,152,855	2,054,814	1,119,132	1,077,208
Stationery, printing, advertisements, etc.	2,723,072	961,437	1,202,292	587,215
Managing Director's salary and benefits	1,116,667	1,395,548	1,116,667	1,350,000
Directors' fees & meeting expenses	1,702,007	1,161,326	804,231	600,349
Auditors' fees	-	-	-	-
Charges on loan losses	-	-	-	-
Depreciation and repair of assets	4,403,474	6,894,342	2,307,002	3,833,032
Other expenses	7,376,309	6,404,738	2,909,552	3,729,229
Total operating expenses (B)	64,870,010	53,844,493	35,920,350	29,802,528
Profit before provision against lease, loans and advances (C=A-B)	184,372,962	103,680,694	118,417,710	43,457,543
Provision against lease, loans and investments	51,191,503	35,372,167	42,427,803	19,713,054
Provision for diminution in value of investments	7,728,495	3,952,532	3,192,811	(1,708,997)
Other provisions	-	-	-	-
Total provision (D)	68,919,998	39,324,699	45,620,614	18,004,057
Total profit before taxes (C-D)	115,452,964	64,355,995	72,797,096	25,453,486
Provision for Tax expenses	72,991,749	48,800,084	46,598,335	15,172,525
Net profit after taxation	42,461,215	15,555,911	26,198,761	10,280,961
Attributable to:	42,461,215	15,557,911	26,198,761	10,280,958
Shareholder of the Company	39,716,516	17,479,180	23,084,228	10,289,704
Non-controlling interest	2,744,699	(1,921,269)	3,114,533	(8,746)
Appropriations				
Statutory reserve	7,907,779	7,486,052	4,074,665	2,394,518
Retained surplus	34,553,436	8,071,859	22,124,096	7,886,340
Earnings per share (EPS) (Re-stated)	0.37	0.14	0.23	0.09


(Syed Monir Hossain)
AVP & CFO (CC)


(Subash Chandra Moulick FCS)
SVP & Company Secretary


(Abdul Hamid Mis)
Managing Director


(Engr. A. Z. M. Akramul Haq)
Director


(Dr. Mizanur Rahman Shelley)
Chairman

PREMIER LEASING & FINANCE LIMITED AND ITS SUBSIDIARY

Consolidated Cash Flow Statement (Un-audited)

For the half year ended June 30, 2016

	Jun-16 Taka	Jun-15 Taka
A) Cash flows from operating activities		
Interest receipts in cash	677,435,128	377,196,253
Interest payments	(492,521,558)	(270,499,159)
Dividend receipts	11,380,290	2,065,800
Fees and commission receipts in cash	8,018,959	9,207,046
Recoveries of loans previously written off	-	-
Cash payments to employees	(38,038,719)	(28,735,734)
Cash payments to suppliers	-	-
Income taxes paid	(8,155,280)	(5,321,817)
Receipts from other operating activities	28,615,043	13,453,328
Payments for other operating activities	(19,458,247)	(18,212,417)
Cash generated from operating activities before changes in operating assets and liabilities	167,275,617	79,153,301
Increase / decrease in operating assets and liabilities		
Statutory deposits	-	-
Purchase of trading securities (Treasury bills)	-	-
Lease, loans and advances to banks and other FIs	-	-
Lease, loans and advances to customers	(1,836,137,558)	(3,019,023,164)
Other assets	(39,955,633)	55,064,908
Deposits from other banks / borrowings	550,000,000	1,310,000,000
Deposits from customers	(374,883,908)	335,177,259
Other liabilities account of customers	-	-
Trading liabilities	-	-
Other deposits	46,436,553	24,259,573
Other liabilities	256,016,905	273,530,802
	(1,398,523,641)	(1,320,990,522)
Net cash flows from operating activities	(1,231,248,024)	(1,241,837,321)
B) Cash flows from investing activities		
Proceeds from sale of securities	121,271,859	83,510,395
Payments for purchases of securities	(137,100,846)	(38,482,735)
Purchase of property, plant and equipment	(4,380,236)	(3,422,044)
Payment against lease obligation	-	-
Proceeds from sale of property, plant and equipment	-	-
Net cash used in investing activities	(20,209,223)	41,605,616
C) Cash flows from financing activities		
Share capital-for subsidiary	-	-
Receipts of long term loan	1,600,000,000	1,550,000,000
Repayment of long term loan	(627,024,132)	(479,904,647)
Net draw down/(payment) of short term loan	34,616,724	340,381,882
Dividend paid	-	-
Net Cash flows from financing activities	1,007,592,592	1,410,477,235
D) Net increase / (decrease) in cash and cash equivalents (A+ B + C)	(243,864,655)	210,245,530
E) Effects of exchange rate changes on cash and cash equivalents	-	-
F) Cash and cash equivalents at beginning of the year	675,275,704	544,521,902
G) Cash and cash equivalents at end of the year (D+E+F)	431,411,049	754,767,432
Cash and cash equivalents at end of the year		
Cash in hand (including foreign currencies)	2,279,995	1,839,219
Balance with Bangladesh Bank and its agent bank (s) (including foreign currencies)	98,556,320	70,567,607
Balance with banks and other financial institutions	330,574,734	662,360,606
Money at call and short notice	-	-
Prize bonds	-	-
	431,411,049	754,767,432
Net operating cash flow per share (Re-stated)	(10.72)	(10.81)


(Syed Monir Hossain)
AVP & CFO (CC)


(Subash Chandra Moulick FCS)
SVP & Company Secretary


(Abdul Hamid Mia)
Managing Director


(Engr. A.Z.M. Akramul Haq)
Director


(Dr. Mizanur Rahman Shelley)
Chairman

PREMIER LEASING & FINANCE LIMITED AND ITS SUBSIDIARY
Consolidated Statement of Changes in Shareholder's Equity (Un-audited)
 For the half year ended June 30 , 2016

(Amount in Taka)

Particulars	Paid-up capital	Statutory reserve	Retained earnings	Total	Non-controlling interest	Total Equity
Balance as at January 01,2016	1,093,949,220	147,878,999	63,914,504	1,305,742,723	26,123,975	1,331,866,698
Issuance of bonus share 2015	54,697,451	-	(54,697,461)	-	-	-
Surplus / deficit on account of revaluation of properties	-	-	-	-	-	-
Surplus / deficit on account of revaluation of investments	-	-	-	-	-	-
Currency translation differences	-	-	-	-	-	-
Net gains and losses not recognized in the income statement	-	-	-	-	-	-
Transfer to provision against Lease, Loan & Investments	-	-	-	-	-	-
Net profit up to June 30,2016	-	-	39,716,516	39,716,516	2,744,699	42,461,214
Issuance of Bonus shares	-	-	-	-	-	-
Appropriation to statutory reserve	-	7,907,779	(7,907,779)	-	-	-
Balance as at June 30, 2016	1,148,646,681	155,786,778	41,025,781	1,345,459,239	28,868,674	1,374,327,912


(Syed Monir Hossain)
 AVP & CFO (CC)


Subash Chandra Moulick FCS)
 SVP & Company Secretary


(Abdul Hamid Mia)
 Managing Director


(Engr. A.Z.M. Akramul Haq)
 Director


(Dr. Mizanur Rahman Shelley)
 Chairman