

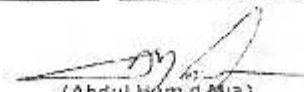



PREMIER LEASING & FINANCE LIMITED AND ITS SUBSIDIARIES
Consolidated Balance Sheet (Un-audited)
As at March 31, 2017

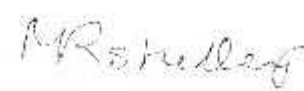
	<u>March-17</u>	<u>December-16</u>
	<u>Taka</u>	<u>Taka</u>
PROPERTY AND ASSETS		
Cash	108,008,991	105,411,536
In hand (including foreign currencies)	1,961,269	1,932,642
Balance with Bangladesh Bank and its agent bank (s) (including foreign currencies)	106,047,722	103,478,894
Balance with banks and other financial institutions	909,247,244	394,563,911
In Bangladesh	909,247,244	394,563,911
Outside Bangladesh	-	-
Money at call and short notice	-	-
Investments	257,800,828	183,690,397
Government	-	-
Others	257,800,828	183,690,397
Leases, loans and advances	14,249,734,539	13,908,926,709
Lease receivable	2,389,338,551	2,333,280,526
Loans, cash credits, overdrafts, etc. bills purchased and discounted	11,860,395,988	11,575,646,183
Fixed assets including premises, furniture and fixtures	259,687,928	261,252,367
Other assets	1,378,626,614	1,399,561,063
Non - financial institutional assets	-	-
Total assets	17,163,106,144	16,253,405,983
LIABILITIES AND CAPITAL		
Liabilities		
Borrowing from banks, other financial institutions and agents	4,987,274,352	4,449,514,575
Deposits and other accounts	9,258,488,487	8,951,624,628
Current deposits	-	-
Bills payable	-	-
Savings bank deposits	-	-
Term deposits	9,136,156,993	8,829,876,446
Bearer certificates of deposit	-	-
Other deposits	122,329,494	121,748,182
Other liabilities	1,379,437,565	1,365,282,933
Total liabilities	15,625,200,404	14,766,422,136
Capital / Shareholders' equity	1,501,880,948	1,455,413,734
Paid-up capital	1,148,646,680	1,148,646,680
Statutory reserve	352,213,851	306,767,054
Proposed dividend	-	-
Retained earnings	58,020,417	100,000,000
Non-Controlling Interest	36,024,292	31,570,113
Total Equity	1,537,905,240	1,486,983,847
Total liabilities and Shareholders' equity	17,163,106,144	16,253,405,983
Net asset value per share	13.39	12.95


 (Syed Monir Hossain)
 SVP & CFO (CC)


 (Subash Chandra Moulick FCS)
 SVP & Company Secretary


 (Abdul Hamid Mia)
 Managing Director



 (Md. Nasiruddin Choudhury)
 Vice Chairman



 (Dr. Mizanur Rahman Shelley)
 Chairman

PREMIER LEASING & FINANCE LIMITED AND ITS SUBSIDIARIES
Consolidated Profit and Loss Account (Un-audited)
For the 1st quarter ended March 31, 2017

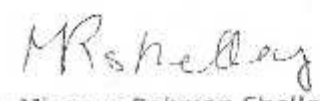
	<u>March-17</u>	<u>March-16</u>
	<u>Taka</u>	<u>Taka</u>
OPERATING INCOME		
Interest income	437,301,505	343,857,009
Interest paid on deposits, borrowings, etc.	(275,608,309)	(271,076,792)
Net interest income	161,693,196	72,780,217
Investment Income	18,396,120	1,177,868
Commission, exchange and brokerage	15,632,487	6,050,058
Other operating income	4,866,260	11,596,769
Total operating income (A)	200,588,063	94,904,912
OPERATING EXPENSES		
Salaries and allowances	21,109,243	15,086,308
Rent, taxes, insurance, electricity, etc.	4,068,680	3,750,609
Legal expenses	49,000	97,235
Postage, stamp, telecommunication, etc.	855,853	1,033,723
Stationery, printing, advertisements, etc.	1,520,063	1,520,780
Managing Director's salary and benefits	1,567,500	-
Directors' fees & meeting expenses	787,011	897,776
Auditors' fees	-	-
Charges on loan losses	-	-
Depreciation, Amortization and repair of assets	2,152,696	2,096,472
Other expenses	5,333,178	4,466,757
Total operating expenses (B)	37,443,224	28,949,660
Profit before provision (C=A-B)	163,144,839	65,955,252
Provision against lease, loans and advances	19,730,535	18,763,700
Provision for diminution in value of investments	32,054,035	4,535,684
Other provisions	-	-
Total provision (D)	51,784,570	23,299,384
Total profit before taxes (C-D)	111,360,269	42,655,868
Provision for Tax expenses	60,438,375	26,393,414
Net profit after taxation	50,921,893	16,262,454
Attributable to:		
Shareholders of the Company	46,467,214	16,632,288
Non-Controlling Interest	4,454,679	(369,834)
	50,921,893	16,262,454
Appropriations		
Statutory reserve	7,665,236	3,833,114
Proposed dividend	-	-
	7,665,236	3,833,114
Retained surplus	43,256,657	12,429,340
Earnings per share (EPS)(Re-stated)	0.44	0.14


 (Syed Monir Hossain)
 SAVP & CFO (CC)


 (Subash Chandra Moulick FCS)
 SVP & Company Secretary


 (Abdul Hamid Mia)
 Managing Director


 (Md. Nasiruddin Choudhury)
 Vice Chairman


 (Dr. Mizanur Rahman Shelley)
 Chairman

PREMIER LEASING & FINANCE LIMITED AND ITS SUBSIDIARIES
Consolidated Statement of Cash Flows (Un-audited)
For the 1st quarter ended March 31, 2017

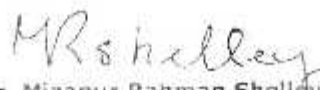
	March-17 Taka	March-16 Taka
A) Cash flows from operating activities		
Interest receipts in cash	349,341,204	292,278,458
Interest payments	(260,268,909)	(243,969,113)
Dividend receipts	5,930,345	3,744,452
Fees and commission receipts in cash	15,532,487	6,050,058
Recoveries of loans previously written off	-	-
Cash payments to employees	(19,541,743)	(15,086,308)
Cash payments to suppliers	-	-
Income taxes paid	(45,004,127)	(2,000,000)
Receipts from other operating activities	4,866,260	11,596,769
Payments for other operating activities	(12,364,344)	(10,603,253)
Cash generated from operating activities before changes in operating assets and liabilities	39,091,173	42,011,063
Increase / decrease in operating assets and liabilities		
Statutory deposits	-	-
Purchase of trading securities (Treasury bills)	-	-
Lease, loans and advances to banks and other FIs	-	-
Lease, loans and advances to customers	(340,807,830)	(1,848,493,124)
Other assets	20,934,449	259,092,730
Deposits from other banks / borrowings	450,000,000	310,000,000
Deposits from customers	(143,136,141)	(66,832,138)
Other liabilities account of customers	-	-
Trading liabilities	-	-
Other deposits	581,312	(3,503,532)
Other liabilities	14,154,632	429,343,892
	1,726,422	(920,392,172)
Net cash flows from operating activities	40,817,594	(878,381,109)
B) Cash flows from investing activities		
Proceeds from sale of securities	81,667,232	68,380,254
Payments for purchases of securities	(142,619,756)	(97,267,483)
Purchase of property, plant and equipment	(252,513)	(436,196)
Payment against lease obligation	-	-
Proceeds from sale of property, plant and equipment	279,710	-
Net cash used in investing activities	(60,925,327)	(29,323,425)
C) Cash flows from financing activities		
Share capital-for subsidiary	-	-
Receipts of long term loan	350,000,000	950,000,000
Repayment of long term loan	(362,611,479)	(264,623,828)
Net draw down/(payment) of short term loan	550,000,000	(22,300,788)
Dividend paid	-	-
Net Cash flows from financing activities	537,388,521	663,075,384
D) Net increase / (decrease) in cash and cash equivalents (A+ B + C)	517,280,788	(244,629,150)
E) Effects of exchange rate changes on cash and cash equivalents	-	-
F) Cash and cash equivalents at beginning of the year	499,975,447	675,275,704
G) Cash and cash equivalents at end of the year (D+E+F)	1,017,256,235	430,646,554
Cash and cash equivalents at end of the year		
Cash in hand (including foreign currencies)	1,961,269	1,664,345
Balance with Bangladesh Bank and its agent bank (s) (including foreign currencies)	105,047,722	89,873,888
Balance with banks and other financial institutions	909,247,244	339,108,321
Money at call and short notice	-	-
Prize bonds	-	-
	1,017,256,235	430,646,554
Net operating cash flow per share (Re-stated)	0.36	(7.65)


(Syed Monir Hossain)
 SVP & CFO (CC)


(Subash Chandra Moullick FCS)
 SVP & Company Secretary



(Abdul Hamid Mia)
 Managing Director



(Md. Nasiruddin Choudhury)
 Vice Chairman



(Dr. Mizanur Rahman Shelley)
 Chairman

PREMIER LEASING & FINANCE LIMITED AND ITS SUBSIDIARIES
Consolidated Statement of Changes in Shareholders Equity (Un-audited)
For the 1st quarter ended March 31, 2017

Particulars	Paid-up capital (Taka)	Statutory reserve (Taka)	Proposed dividend (Taka)	Retained earnings (Taka)	Total (Taka)	Non-Controlling Interest (Taka)	Total Equity (Taka)
Balance as on January 01, 2017	1,148,646,680	177,548,615	-	129,218,439	1,455,413,734	31,570,113	1,486,983,847
Surplus / deficit on account of revaluation of properties	-	-	-	-	-	-	-
Surplus / deficit on account of revaluation of investments	-	-	-	-	-	-	-
Currency translation differences	-	-	-	-	-	-	-
Net gains and losses not recognized in the income statement	-	-	-	-	-	-	-
Net profit for the 1st Quarter ended March 31, 2017	-	-	-	46,467,214	46,467,214	4,454,679	50,921,893
Reserve Shares	-	-	-	-	-	-	-
Appropriation to statutory reserve	-	7,665,236	-	(7,665,236)	-	-	-
Balance as on March 31, 2017	1,148,646,680	185,213,851	-	168,020,417	1,501,880,948	36,024,792	1,537,905,740


(Syed Monir Hossain)
SVP & CFO (CC)


(Subash Chandra Moulick FCS)
SVP & Company Secretary


(Abdul Hamid Mia)
Managing Director


(Md. Nasiruddin Choudhury)
Vice Chairman


(Dr. Mizanur Rahman Shelley)
Chairman